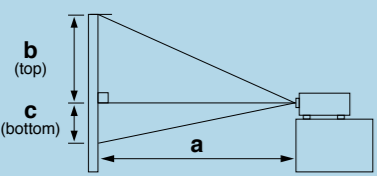


SPECIFICATIONS

Model name	CP-X3021WN	CP-X2521WN	CP-X2021WN
Liquid crystal panel	0.63 type (inch), 1.6cm polysilicon active-matrix TFT x 3		
Number of pixels	786,432 pixels (H1024 x V768)		
Resolution	1024 x 768 color pixels (XGA)		
Manual zoom	x1.2		
Lamp	215W UHP		
Light output (brightness)	3,200 Lumens	2,700 Lumens	2,200 Lumens
Contrast ratio	2,000:1 (Intelligent Eco mode)		
Audio	1W mono		
Keystone correction	Auto Vertical Keystone		
Power supply	AC100-120V/AC220-240V		
Operating temperature	5-35°C (41-95°F)		
Input signals	VGA, SVGA, XGA, WXGA, WXGA+, SXGA, SXGA+, UXGA, MAC16*		
Input/output terminals	Video input: NTSC, NTSC4.43, PAL, SECAM, PAL-M, PAL-N, PAL (60Hz) 480i@60, 480p@60, 576i@50, 576p@50, 720p@50/60, 1080i@50/60, 1080p@50/60 S-Video: Mini Din 4-pin x 1, Composite video: RCA jack x 1, Component video: via Dsub x 2 Stereo Mini jack x 2 Analog RGB: 15-pin Mini-Dsub x 2 HDMI x 1 (HDCP compliant) Stereo Mini jack x 1 Analog RGB: 15-pin Mini-Dsub x 1 USB type A x 1 (for PC-less presentation or wireless adaptor), USB type B x 1 (for USB display or USB mouse control) 9-pin Dsub x 1 for RS232C Option RJ-45 x 1 Wireless network Wired network (LAN)		
Agency certifications	UL/cUL, FCC Part15 class B, AS/NZS CISPR22 class B, CE, GOST-R		
Dimensions (WxHxD)	306 x 77 x 221mm (12.05" x 3.03" x 8.71") [excluding protruding part]		
Weight	Approximately 2.3kg (5.1 lbs.)		
Standard accessories	Remote control (Part#: HL02771) with two AA batteries, Power cord, Computer cable, Adapter cover, Lens cover, User's manuals, Security label, Application CD		
Optional accessories	Lamp: DT01191, Filter set: UX36761, Laser remote control: HL02651 (RC-R008), USB wireless adapter: USB-WL-11N		

PROJECTION DISTANCE

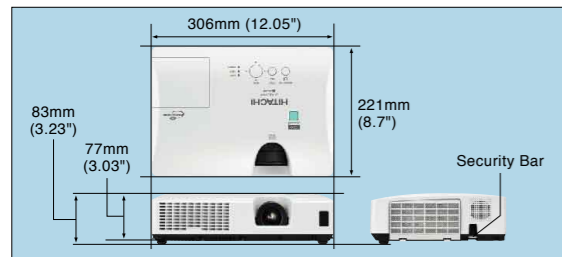
- a: LCD projector-to-screen distance
 b: Screen height from lens center to top
 c: Screen height from lens center to bottom




Screen Size (4:3 Screen)	CP-X3021WN/CP-X2521WN				CP-X2021WN				
	a Min	a Max	b (top)	c (bottom)	a Min	a Max	b (top)	c (bottom)	
30 type (inch), 0.8m	0.9m (34")	1.0m (40")	39cm (15")	7cm (3")	30 type (inch), 0.8m	0.9m (34")	1.1m (42")	39cm (15")	7cm (3")
40 type (inch), 1.0m	1.2m (46")	1.4m (54")	52cm (21")	9cm (3")	40 type (inch), 1.0m	1.2m (46")	1.4m (56")	52cm (21")	9cm (3")
50 type (inch), 1.3m	1.5m (58")	1.7m (68")	65cm (26")	11cm (4")	50 type (inch), 1.3m	1.5m (59")	1.8m (71")	65cm (26")	11cm (4")
60 type (inch), 1.5m	1.8m (70")	2.1m (83")	78cm (31")	13cm (5")	60 type (inch), 1.5m	1.8m (71")	2.2m (86")	78cm (31")	13cm (5")
70 type (inch), 1.8m	2.1m (82")	2.5m (97")	91cm (36")	15cm (6")	70 type (inch), 1.8m	2.1m (83")	2.6m (101")	91cm (36")	15cm (6")
80 type (inch), 2.0m	2.4m (95")	2.8m (111")	105cm (41")	17cm (7")	80 type (inch), 2.0m	2.4m (95")	2.9m (115")	105cm (41")	17cm (7")
90 type (inch), 2.3m	2.7m (107")	3.2m (125")	118cm (46")	20cm (8")	90 type (inch), 2.3m	2.7m (107")	3.3m (130")	118cm (46")	20cm (8")
100 type (inch), 2.5m	3.0m (119")	3.5m (139")	131cm (51")	22cm (9")	100 type (inch), 2.5m	3.0m (119")	3.7m (145")	131cm (51")	22cm (9")
120 type (inch), 3.0m	3.6m (143")	4.3m (167")	157cm (62")	26cm (10")	120 type (inch), 3.0m	3.6m (144")	4.4m (174")	157cm (62")	26cm (10")
150 type (inch), 3.8m	4.6m (179")	5.3m (210")	196cm (77")	33cm (13")	150 type (inch), 3.8m	4.6m (180")	5.5m (218")	196cm (77")	33cm (13")
180 type (inch), 4.6m	5.5m (216")	6.4m (256")	235cm (93")	40cm (16")	180 type (inch), 4.6m	5.5m (218")	6.4m (258")	235cm (93")	40cm (16")
200 type (inch), 5.1m	6.1m (240")	7.1m (280")	261cm (103")	44cm (17")	200 type (inch), 5.1m	6.1m (241")	7.4m (291")	261cm (103")	44cm (17")
250 type (inch), 6.4m	7.6m (300")	8.9m (351")	327cm (129")	54cm (21")	250 type (inch), 6.4m	7.6m (302")	9.3m (365")	327cm (129")	54cm (21")
300 type (inch), 7.6m	9.2m (361")	10.7m (422")	392cm (154")	65cm (26")	300 type (inch), 7.6m	9.2m (363")	11.1m (438")	392cm (154")	65cm (26")

* Tolerance ±10% (for projection distance a) • Final specifications may vary slightly.

DIMENSIONS



TERMINALS



Consideration for the Environment

Compliance with EU Directive RoHS*1

*1 RoHS is the acronym of "DIRECTIVE 2002/95/EC OF THE EUROPEAN PARLIAMENT AND OF THE COUNCIL OF 27 January 2003 on the restriction of the use of certain hazardous substances in electrical and electronic equipment".

Reduction of resin usage in production

Use of hot runners in molds for making upper housing in order to reduce mill ends.

Reduction of CO2 emissions

Carton volume has been cut down to 71%*, reducing CO2 emissions during transport.

*2 Compared to Hitachi CP-X3011N network capable projector on the basis of one carton box.

Power saving mode engaged during standby

ECO mode

ECO mode provides power saving.

• Design and specifications are subject to change without notice.

- The projected images and comparison photos in this catalog are simulations.
- LCD panels, polarizers and other optical components and cooling fans may need replacement after prolonged usage. For more details, please consult a Hitachi sales representative.
- Do not use in places where there is a lot of water, dampness, steam, dust, soot or tobacco smoke. This may result in fire or malfunction.
- Optical components (lamp, LCD panel, polarizing plate, PBS [polarizer beam splitter]) have limited service lives. They must be repaired or replaced if they are used for a long period of time.
- These projectors use a mercury lamp with high internal pressure. Because of its properties, this lamp may burst with a loud noise or burn out if struck or after it has been used for a period of time. The time until it bursts or burns out varies greatly according to differences between lamps and usage conditions. Turning the lamp's power on and off frequently shortens its service life.
- Optical components other than the lamp: If the projector is used for six hours or more per day, they may need to be replaced in less than a year.
- LCD panel: If the projector is used continuously for six hours or more, its replacement cycle may be shortened.
- Do not turn projector on again for ten minutes after shutdown. Neglect can shorten the lifetime of the lamp. During use and immediately after use, do not touch anywhere near the lamp and the vents as these parts are extremely hot.
- Windows®, Windows Vista® and Internet Explorer® are trademarks, or registered trademarks of Microsoft Corporation in the United States and/or other countries.
- Pentium® is trademark of Intel Corporation in the U.S. and/or other countries.
- Crestron® and Crestron RoomView® are registered trademarks of Crestron Electronics, Inc. in the United States and other countries.
- HDMI, the HDMI Logo, and High-Definition Multimedia Interface are trademarks or registered trademarks of HDMI Licensing LLC in the United States and other countries.
- All other trademarks are the properties of their respective owners.

Remote control warning: Do not look into the laser beam. Class 2 laser product; maximum output 1mW; wavelength 650nm.

HITACHI

Hitachi America, Ltd., Digital Media Division, Business Solutions Group 900 Hitachi Way, Chula Vista, CA 91914-3556, U.S.A. and Canada
 Tel: +1-800-HITACHI Fax: +1-619-591-5418 www.hitachi-america.us/digitalmedia
 Hitachi Home Electronics Asia (S) Pte. Ltd. 438A Alexandra Road #01-01/02/03, Alexandra Technopark, Singapore 119967
 Tel: +65-6536-2520 Fax: +65-6536-2521 www.hitachiconsumer.com.sg
 Hitachi Sales (Malaysia) Sdn. Berhad (11543-V) Lot 12, Jalan Kemajuan, Bangi Industrial Estate, 43650 Bandar Baru Bangi, Selangor Darul Ehsan, Malaysia.
 Tel: +60-3-8926-4168 Fax: +60-3-8926-3013 www.hitachiconsumer.com.my
 Hitachi Sales (Thailand) Ltd. 994 Soi Thonglor, Sukhumvit 55 Road, Klongtonna, Vadhana Bangkok 10110, Thailand
 Tel: +66-2381-8381-98 Fax: +66-2381-0210/2381-0021 www.hitachi-th.com
 Hitachi (Hong Kong) Ltd. 18th Floor, Ever Gain Centre, 28 On Muk Street, Shatin, N.T., Hong Kong Tel: +852-2113-8883 Fax: +852-2783-4178 www.hitachi-hk.com.hk
 Hitachi Sales Corp. of Taiwan 2nd Floor, No.65, Nanking East Road, Section 3, Taipei 104, Taiwan Tel: +886-2-2516-0500 Fax: +886-2-2516-1501 www.hsct.com.tw
 Hitachi Australia Pty Ltd. Level 3, 82 Waterloo Road, North Ryde, NSW 2113, Australia Tel: +61-2-9888-4100 Fax: +61-2-9888-4188 www.hitachi.com.au
 Hitachi Europe Ltd. Whitebrook Park, Lower Cookham Road, Maidenhead, Berkshire, SL6 8YA, UK Tel: +44-1628-585000 Fax: +44-1628-585163 www.hitachidigitalmedia.com

Printed in Japan (H) NM-E363 0711

LCD Projectors

HITACHI
Inspire the Next



The new look of lessons
 Wireless-ready networkable compact projectors



CP-X3021WN XGA 3,200 Lumens
CP-X2521WN XGA 2,700 Lumens
CP-X2021WN XGA 2,200 Lumens



Projectors with a full complement of network functions and superior operability for use in a wide range of classroom situations



Advanced Network Functions

Wireless Capability (Option)

You can use a wireless network by connecting the projector to a computer using the optional USB wireless adapter. The adapter supports IEEE802.11b/g/n. Use the adapter cover to prevent the USB wireless adapter from coming off easily.

Wireless network functionality
Using the designated USB wireless adapter (option) enables the projector and computer to communicate in both the Ad-Hoc and Infrastructure modes.

Optional USB wireless adapter

Without access point communication (Ad-Hoc)

With access point communication (Infrastructure)



Campus Notification System*1

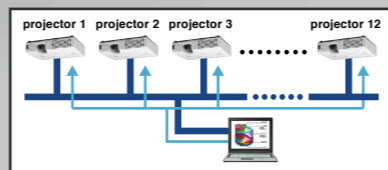
This function allows you to send text messages and preset audio alert sounds simultaneously to all projectors on the network. It is an easy and efficient way to send campus-wide notifications.

* This function is not intended or guaranteed for the distribution of warning messages created by security systems.



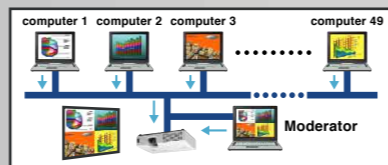
Multi Projector*1*2

You can project the same image to up to 12*3 projectors simultaneously. This is useful for meetings and lectures in large venues where a single screen would not be sufficient.



Moderator Control Mode*1*2

This mode lets you network 50*4 computers to the projector, with one computer acting as the moderator. The teacher can use the moderator computer to select and project images from the students' computers.



Convenient Networking

Embedded networking gives you the ability to manage and control multiple projectors over your LAN: Centralized Reporting, Scheduling, E-mail Alerts, and My Image (Image Transfer).



*1 These functions will be provided later by software updates from the website <http://www.hitachi-america.us/digitalmedia>
*2 To secure better performance, a wired network is preferable.
*3 Video transfer speed may vary depending on number of projectors connected.
*4 Video and audio transfer speed may vary depending on number of computers connected.

Hardware and software requirements for network capability

OS: One of the following. Windows® XP Home Edition/Professional Edition (32 bit version only), Windows Vista® Home Basic/Home Premium/Business/Ultimate/Enterprise (32 bit version only), Windows® 7 Starter/Home Basic/Home Premium/Professional/Ultimate/Enterprise (32 bit version only) **CPU:** Pentium® 4 (2.8 GHz or higher) **Graphic card:** 16 bit, XGA or higher (When using the "LiveViewer" it is recommended that the display resolution of your computer be set to 1024 x 768.) **Memory:** 512 MB or higher **Hard disk space:** 100 MB or higher **Web browser:** Internet Explorer® 6.0 or higher **CD-ROM drive**
* If many computers are connected to the network or the connected computer is under excessive load, higher specifications may be required.



CP-X3021WN XGA 3,200 Lumens
CP-X2521WN XGA 2,700 Lumens
CP-X2021WN XGA 2,200 Lumens

High Brightness of 3,200 Lumens CP-X3021WN

The CP-X3021WN projects images with a high brightness of 3,200 lumens. (CP-X2521WN is 2,700 lumens and CP-X2021WN is 2,200 lumens.)

Built-in Front Air Exhaust

These projectors are designed to exhaust warm air from the front.



Eco Button

The Eco button allows you to switch quickly from Normal mode to Eco mode or Intelligent Eco mode to decrease power consumption.

Hybrid Filter

The Hybrid Filter requires less frequent maintenance and cleaning, making longer operation possible.



Easy Maintenance

The lamp door is on the top and the filter cover on the side, so maintenance and replacement of these parts can be done easily.



Extensive Connectivity

With two RGB inputs and one output, an HDMI input, a USB type A port (for PC-less presentation or wireless adapter) and a USB type B port (for USB display or USB mouse control), etc., the projectors give you a convenient choice of connections.

Superior Convenient Features

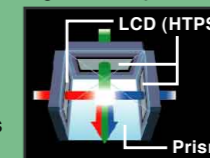
Approximately 2.3kg (5.1 lbs.) Light Weight

The projectors are surprisingly lightweight, weighing approximately 2.3kg (5.1 lbs.).



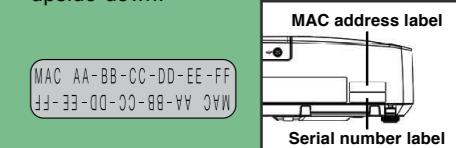
3 LCD Panels with Inorganic Alignment Layers

These projectors incorporate three LCD panels with inorganic alignment layers that are extremely light resistant, increasing brightness and contrast ratio. They ensure smooth images and high reliability.



Serial No. and MAC Address on Side Label

Serial number and MAC address are on the side label, in both normal position and upside-down.




Intelligent Eco Mode and 2,000:1 Contrast Ratio

(Intelligent Eco Mode)
Switching to Intelligent Eco mode automatically changes the brightness of the lamp according to the level of the input signal. The lamp becomes brighter when the level is high and darker when the level is low. Another significant viewing benefit is the high contrast ratio of 2,000:1.



Template Function*

The Template function provides four types of lines, circles, and a world map with a center city that can be moved in 24-hour steps.
* Patent pending



Versatile Security Functions

The projectors are equipped with a security bar, PIN Lock, MyScreen Lock and Transition Detector functions.



More Convenient Features

- Network Bridge
- Audio Pass Through*1
- Low Noise of 28dB*2 (ECO Mode)
- Power Saving Mode
- Input Source Naming
- Direct Power On/Off
- My Button
- My Memory
- Daytime Mode
- Blackboard or Whiteboard Modes at Picture Setting
- Closed Caption
- Auto Vertical Keystone Correction
- Compatible with AMX Device Discovery
- Compatible with Crestron RoomView®

*1 When in Normal mode at standby setting. It does not function in Saving mode.
*2 Typical. Tested in 23°C environmental conditions.